VHF UHF Helical Filter Specification Sheet

Customer Name		Temwell's Part No.	TV6592B-191.5M
Approval No. /dated	201808012CD	Temwell's Print name.	6592B 191.5M
Work Instruction No.	201808012CD	Date	Aug.8.2018

(1)Pin Position

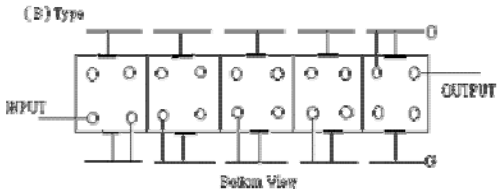

(2)Size Diagram

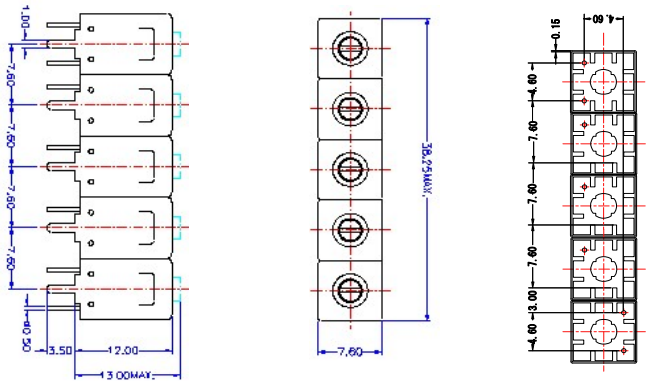

(3)Electric Charasteric

Item		Specify	Performance
Center Freq.(Fo) +/- 0.5 %		191.5 MHz	191.5 MHz
Insertion Loss		Typ. 2.0 dB	1.53 dB
-3 dB Bandwidth		Typ. 40 MHz	42.8 MHz
Sensitivity (Attenuation)	Fo - 50 MHz	Typ. 58 dBc	63 dBc
	Fo + 50 MHz	Typ. 32 dBc	37 dBc
	Fo - ( )MHz	Typ. dBc	dBc
	Fo +( )MHz	Typ. dBc	dBc
Return Loss		Min. 12 dB	19.2 dB
Ripple		< 1 dB	dB
Impedance		In / Out : 50 Ω	In / Out : 50 Ω
(4)Torque for Tuning Screw		> 60gf • cm	

(5)Temperature Condition:

Operating Temperature	0℃ ~ +60℃
Storage Temperature	-20℃ ~ +70℃
(6)Input Power	> 1Watt

(7)Measuring Circuit: ※Easy to match Impedance S11/S22 50Ω by parallel with about(- -).

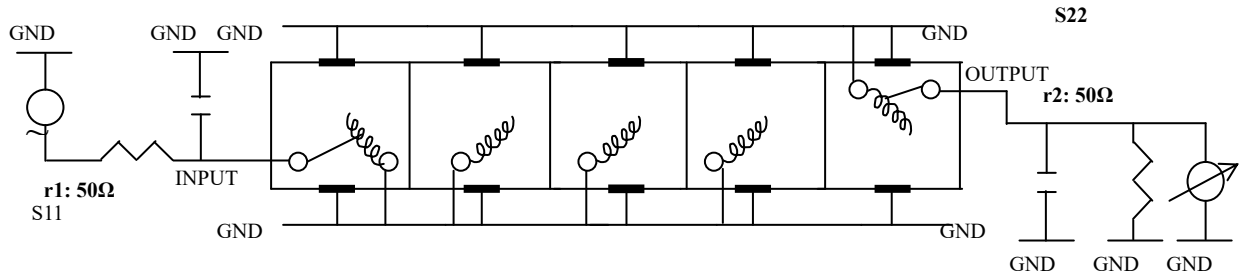

(Bottom View)

Approval	Supervisor	Designer	Aperture size
C.Y.Chang	C.K.Chang	C.S.Chang	7H5S(4*6.5)(6.54) 7H024LB6.5

TEMWELL CORPORATION

Performance-TV6592B-191.5M
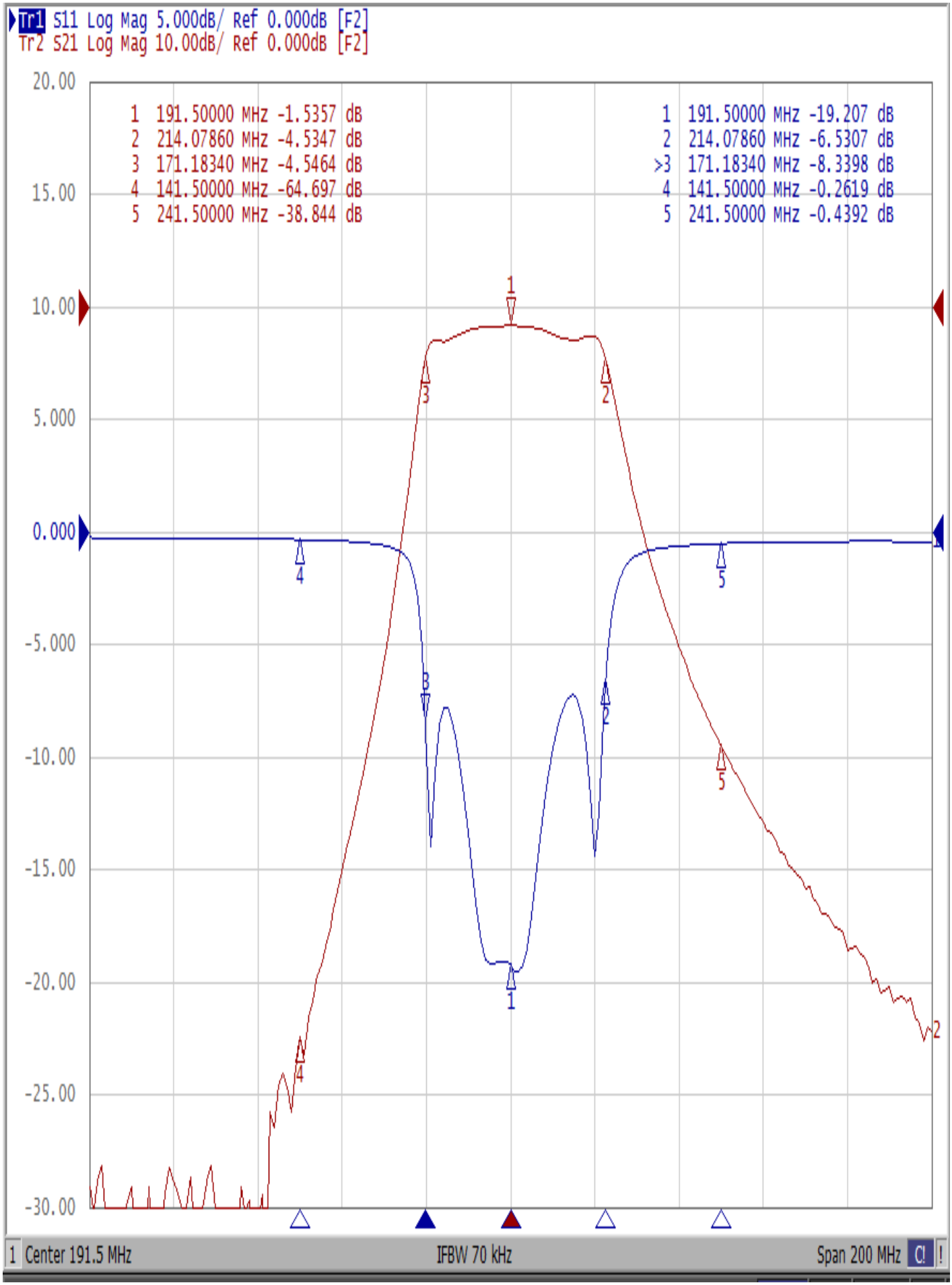
201808012CD