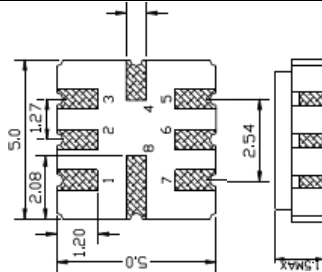


# 458MHz SAW Filter Specification Sheet

Customer Name		CUST P/N	
Approval No.	PD	Temwell P/N	
Lot No.		Date	2025.08.05
Description	SAW Filter (BandPass)	Version	A1

## (1) Size Diagram (Unit : MM)



PinNo.	Description
2	Input
6	Output
1,3,4,5,7,8	Ground

## (2) Electrical Specifications

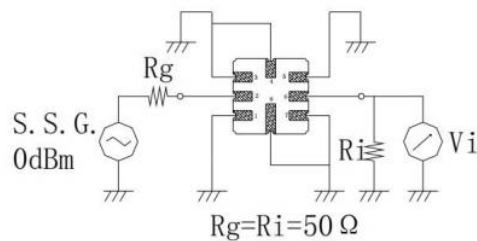
Parameter	Item		Specification		
	MHz	Unit	Min.	Typical	Max.
Center Frequency	-	MHz	-	458	-
Insertion Loss	455.3-460.7	dB	-	2.3	4.0
Ripple Deviation	455.3-460.7	dB	-	0.7	1.0
VSWR	455.3-460.7	-	-	2.3	2.5
Attenuation	DC-400	dB	40	60	-
	400-451	dB	40	47	-
	466-1000	dB	40	48	-
Operation Temperature	-40°C~+85°C	°C	-	-	-
Storage Temperature	-40°C~+125°C	°C	-	-	-
RF Power Dissipation	20	dBm	-	-	-

### Remark

Note 1: Test Temperature: 25°C±2°C

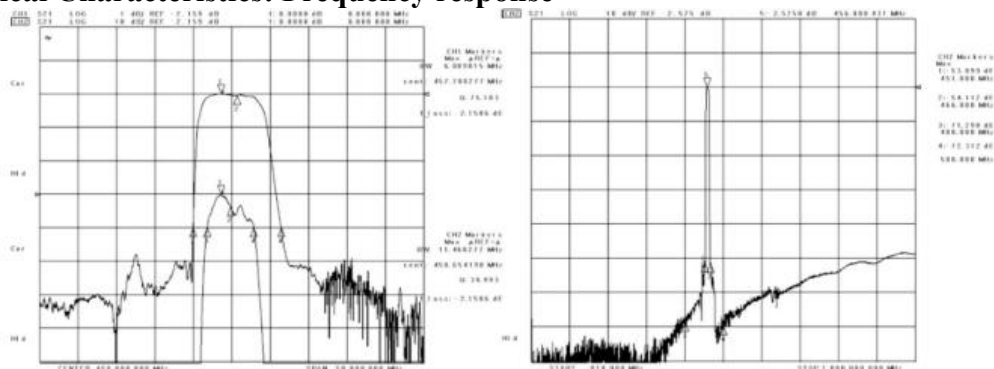
Note 2: Terminating source impedance: 50Ω. Terminating load impedance: 50Ω

## (3) Test Circuit



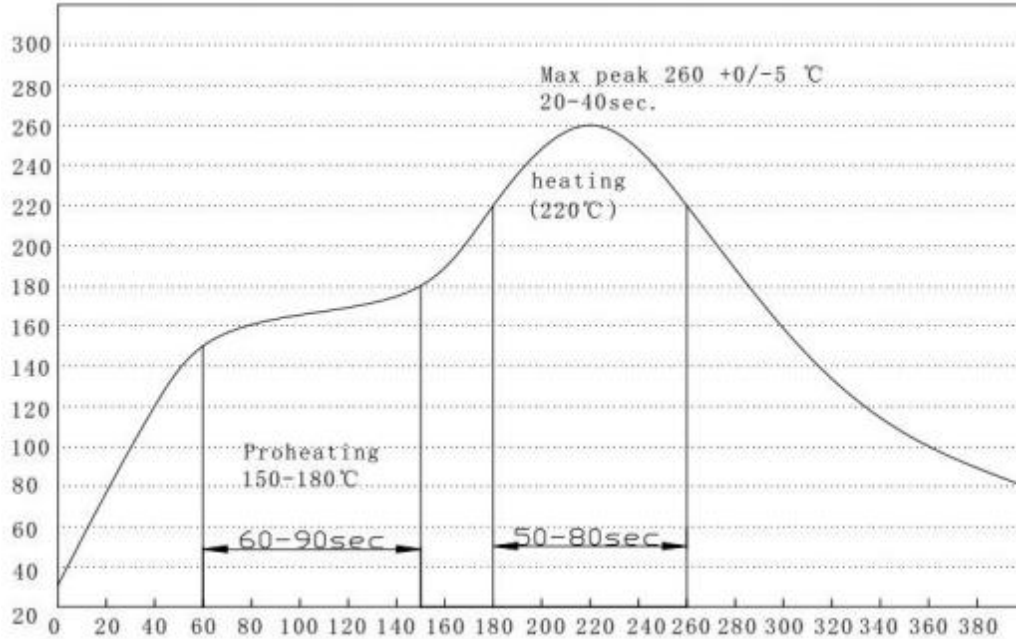
Port	Matching component
Input	R1: 50Ω
Output	R2: 50Ω

## Figure 1 Electrical Characteristics: Frequency response



Approval	Supervisor	Designer
C. K. Chang	M. Y. Chen	F.L.Lai

## Recommended SMT Solder Profile



## Reliability

No.	Test item	Test condition	
1	Temperature Storage	Temperature: 85°C±2°C , Duration: 250h , Recovery time: 2h±0.5h Temperature: -40°C±3°C , Duration: 250h ,Recovery time: 2h±0.5h	
2	Humidity Test	Conditions: 60°C±2°C ,90~95%RH	Duration:250h
3	Thermal Shock	Heat cycle conditions: TA=-40°C±3°C, TB=85°C±2°C, t1=t2=30min, Switch time: ≤3min, Cycle time: 100 times, Recovery time: 2h±0.5h.	
4	Vibration Fatigue	Frequency of vibration:10~55Hz Directions: X,Y and Z	Amplitude:1.5mm Duration: 2h
5	Drop Test	Cycle time:10times	Height:1.0m
6	Solder Ability Test	Temperature:245°C±5°C Depth: DIP--2/3, SMD--1/5	Duration:3.0s--5.0s
7	Resistance to Soldering Heat	Thickness of PCB:1mm , Solder condition: 260°C±5°C , Duration:10±1s Temperature of Soldering Iron: 350°C±10°C, Duration: 3~4s, Recovery time : 2 ± 0.5h	