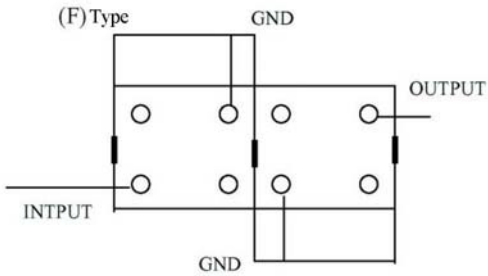
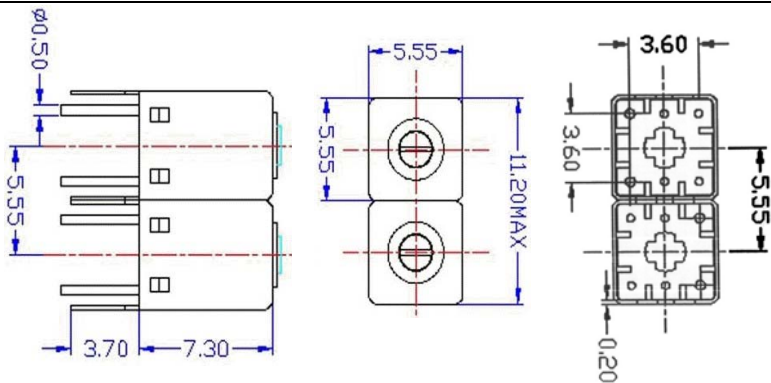


VHF UHF Helical Filter Specification Sheet

Customer Name		Temwell's Part No.	TDR2675F-625M
Approval No. /dated	20204049DC	Acceptable Specify Fo. Range	600~650MHz
Work Instruction No.	20204049DC	Date	May.24.2002

<p>(1)Pin Position</p>  <p>(Bottom View)</p>	<p>(2)Size Diagram</p> 
---	---

(3)Electric Character

Item	Specify	Performance	
Center Freq.(Fo) +/- 0.5 %	625 MHz	625 MHz	
Tunable Range:	625±10 MHz	625±10 MHz	
Insertion Loss	Typ. 5.0 dB	4.3 dB	
-3 dB Bandwidth	Typ. 11 MHz	16.9 MHz	
Sensitivity (Attenuation)	Fo - 50 MHz	Typ. 20 dBc	23 dBc
	Fo + 50 MHz	Typ. 27 dBc	30 dBc
	Fo - ()MHz	Typ. dBc	dBc
	Fo +()MHz	Typ. dBc	dBc
Return Loss	Min. 12 dB	15 dB	
Ripple	< 1 dB	dB	
Impedance	In / Out : 50 Ω	In / Out : 50 Ω	

(4)Torque for Tuning Screw	> 60gf • cm
----------------------------	-------------

(5)Temperature Condition:

Operating Temperature	-30°C ~ +70°C
Storage Temperature	-30°C ~ +80°C

(6)Input Power	> 0.5Watt
----------------	-----------

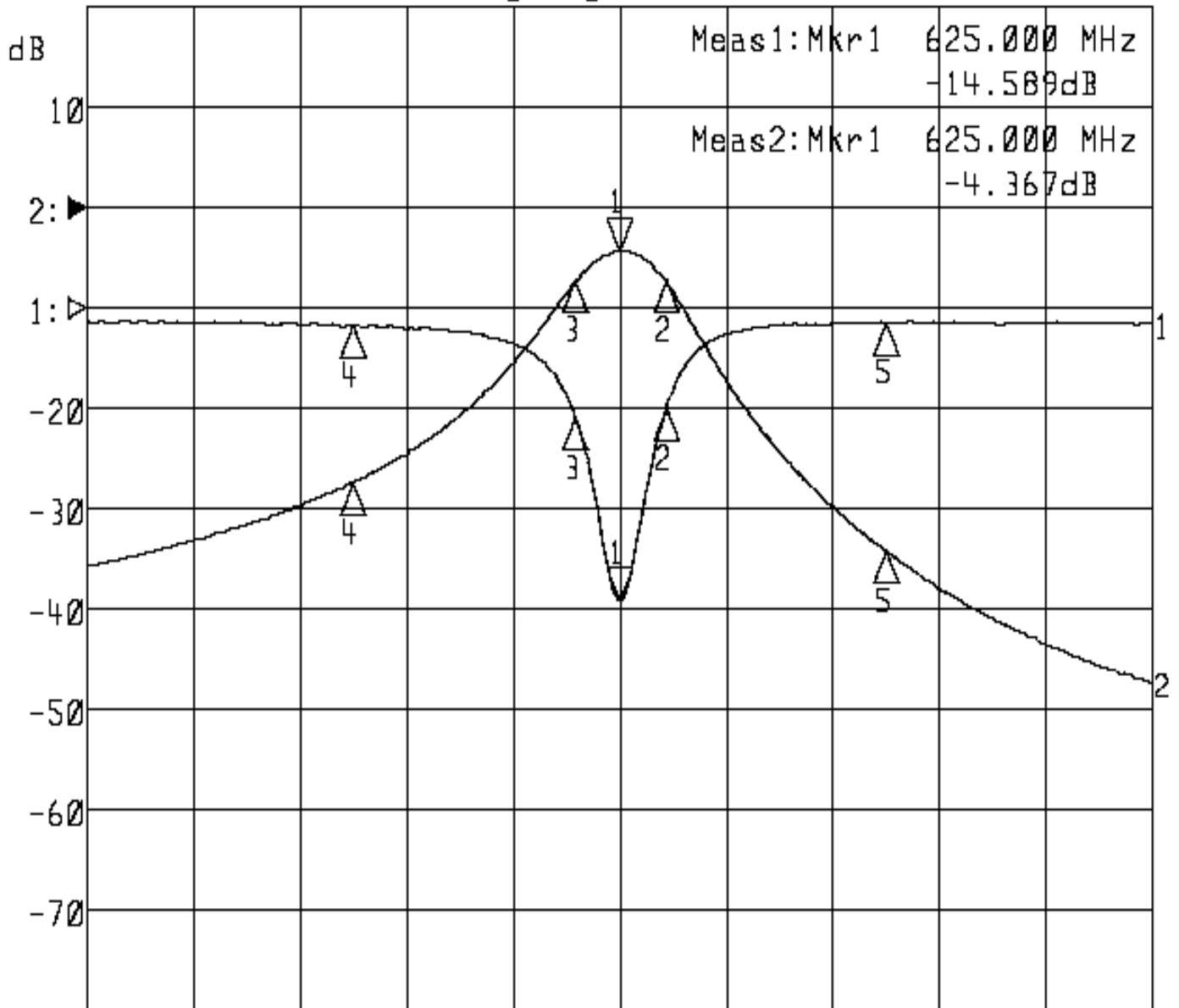
Approval	Supervisor	Designer	Aperture size
C.Y.Chang	C.S.Chang	C.S.Chang	5R2S(3.8*3.7)

TEMWELL CORPORATION

Performance-TDR2675F-625M

20204049DC

▶1:S11 Refl Port1 Log Mag 5.0 dB/ Ref 0.00 dB C
▶2:S21 Fwd Trans Log Mag 10.0 dB/ Ref 0.00 dB C



Center 625.000 MHz

Span 200.000 MHz

1:Mkr (MHz)	dB	2:Mkr (MHz)	dB
1> 625.0000	-14.589	1> 625.0000	-4.367
2: 633.7667	-4.973	2: 633.7667	-7.316
3: 616.8000	-5.471	3: 616.8000	-7.346
4: 575.0000	-0.853	4: 575.0000	-27.384
5: 675.0000	-0.800	5: 675.0000	-34.279