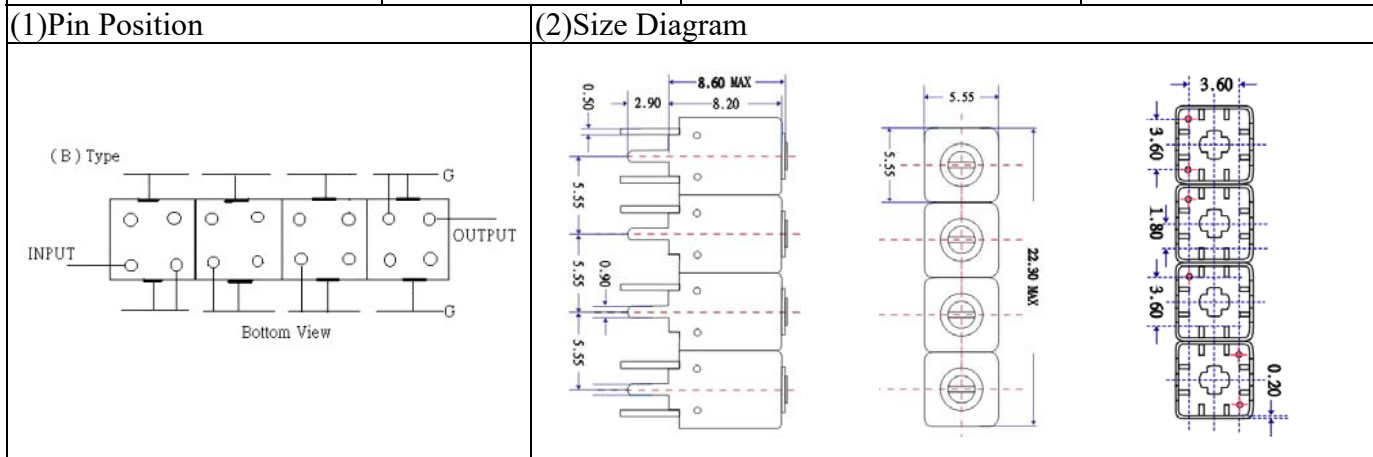


# VHF UHF Helical Filter Specification Sheet

Customer Name		Temwell's Part No.	TFW4530B-1842.5M
Approval No. /dated		Temwell's Print name	4530B 1842.5M
Work Instruction No.	202005047CD	Date	Jun.29.2020



### (3) Electric Characteristic

Item	Specify	Performance	
Center Freq.(Fo) +/- 0.5 %	1842.5 MHz	1842.5 MHz	
Insertion Loss	Typ. 3.5 dB	2.41 dB	
-3 dB Bandwidth	Typ. 80 MHz	90.5 MHz	
Sensitivity (Attenuation)	Fo - 150 MHz	Typ. 51 dBc	56 dBc
	Fo + 150 MHz	Typ. 28 dBc	33 dBc
	Fo - ( )MHz	Typ. dBc	dBc
	Fo +( )MHz	Typ. dBc	dBc
Return Loss	Min. 12 dB	17.0 dB	
Ripple	< 1 dB	dB	
Impedance	In / Out : 50 Ω	In / Out : 50 Ω	

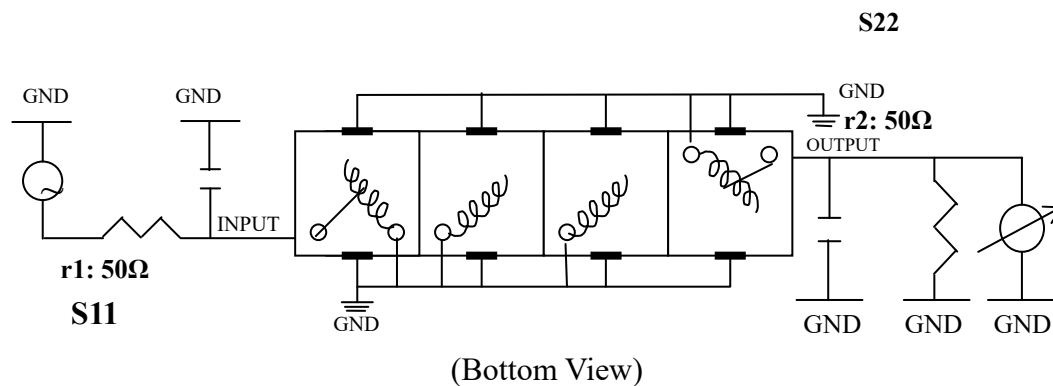
(4) Torque for Tuning Screw > 60gf · cm

### (5) Temperature Condition:

Operating Temperature	0°C ~ +60°C
Storage Temperature	-20°C ~ +70°C

(6) Input Power > 0.5Watt

(7) Measuring Circuit: ※Easy to match Impedance S11/S22 50Ω by parallel with about(- -).



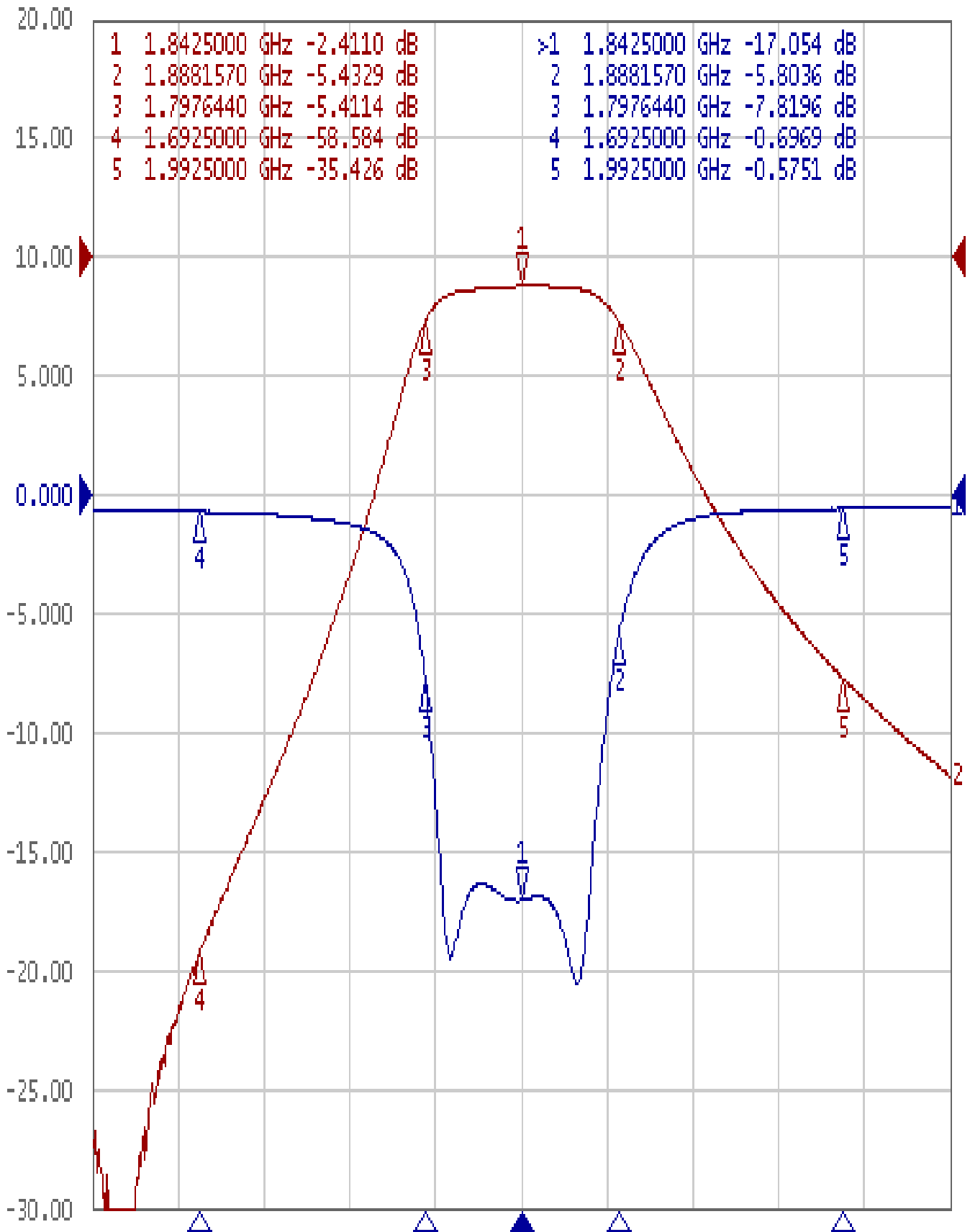
Approval	Supervisor	Designer	Aperture size
C.C.Chang	C.K.Chang	Z.Y.Wang	5W4S(3.8*5.1)(5.13) 5HW046RB3.2

TEMWELL CORPORATION

# Performance-TFW4530B-1842.5M

202005047CD

Tr1 S11 Log Mag 5.000dB/ Ref 0.000dB [F2]  
Tr2 S21 Log Mag 10.00dB/ Ref 0.000dB [F2]



1 Center 1.8425 GHz

IFBW 10 kHz

Span 400 MHz Cor !