VHF UHF Helical Filter Specification Sheet

Customer Name		Temwell's Part No.	TFW4704B-1925M
Approval No. /dated		Temwell's Print name	4704B 1925M
Work Instruction No.	202006004CD	Date	Jun.11.2020

(1)Pin Position

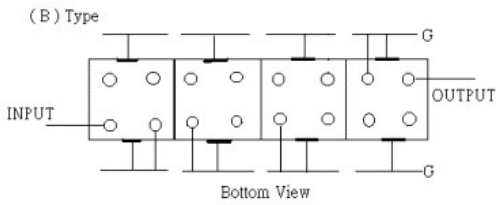

(2)Size Diagram

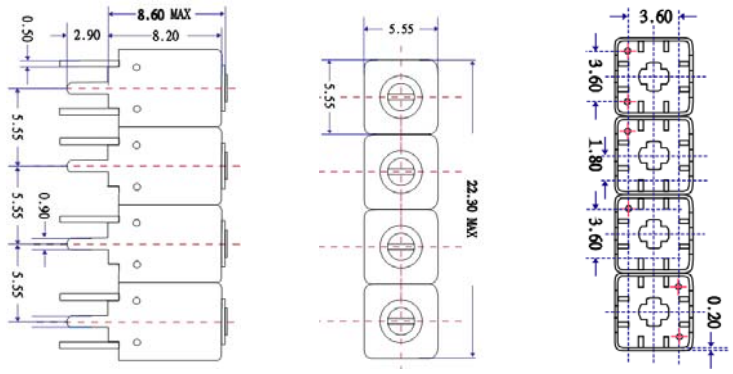

(3)Electric Charasteric

Item		Specify	Performance
Center Freq.(Fo) +/- 0.5 %		1925 MHz	1925 MHz
Insertion Loss		Typ. 6.0 dB	4.52 dB
-3 dB Bandwidth		Typ. 28 MHz	43.8 MHz
Sensitivity (Attenuation)	Fo - 100 MHz	Typ. 48 dBc	58 dBc
	Fo + 100 MHz	Typ. 37 dBc	42 dBc
	Fo - ( )MHz	Typ. dBc	dBc
	Fo +( )MHz	Typ. dBc	dBc
Return Loss		Min. 12 dB	22.8 dB
Ripple		< 1 dB	dB
Impedance		In / Out : 50 Ω	In / Out : 50 Ω
(4)Torque for Tuning Screw		> 60gf • cm	

(5)Temperature Condition:

Operating Temperature	0℃ ~ +60℃
Storage Temperature	-20℃ ~ +70℃
(6)Input Power	> 0.5Watt

(7)Measuring Circuit: ※Easy to match Impedance S11/S22 50Ω by parallel with about(- -).

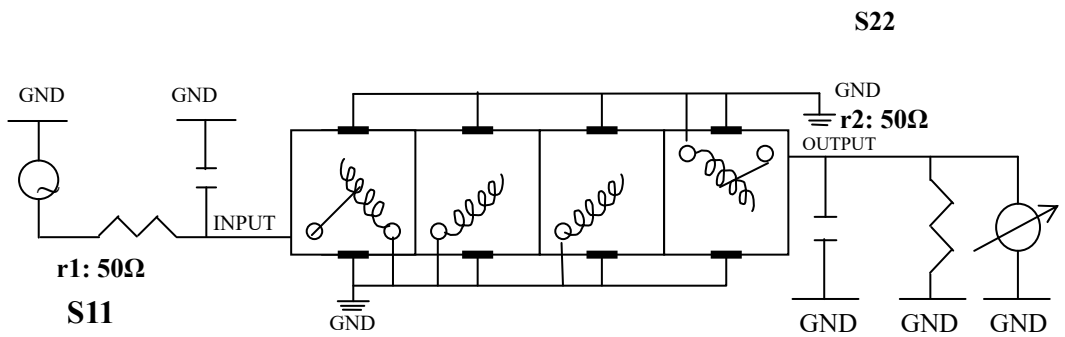

(Bottom View)

Approval	Supervisor	Designer	Aperture size
C.C.Chang	C.K.Chang	M.Y.Kang	5W4S(3.8*4.0)(4.12) 5HW046RB3.2 (J1)

TEMWELL CORPORATION

Performance-TFW4704B-1925M
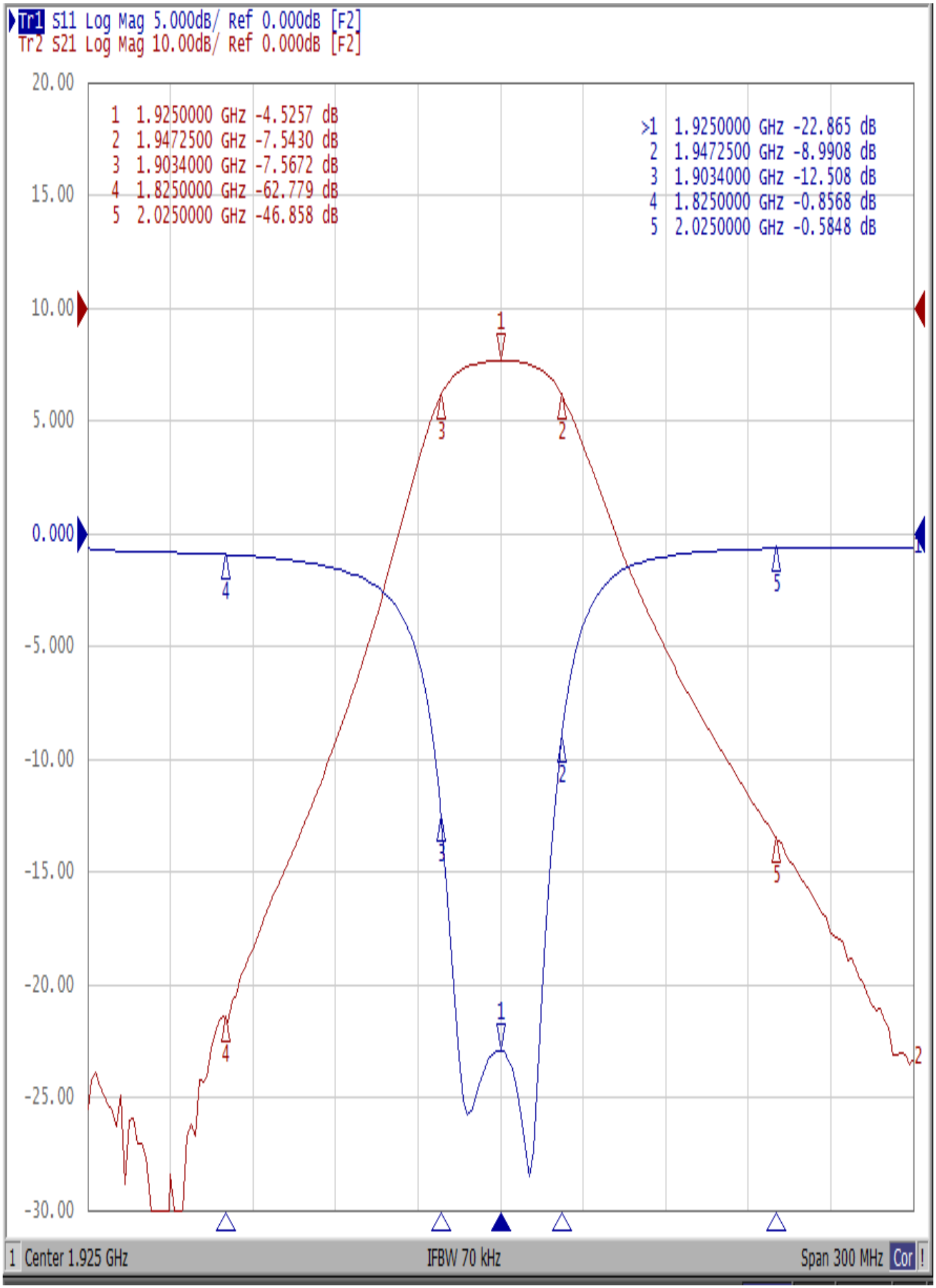
202006004CD