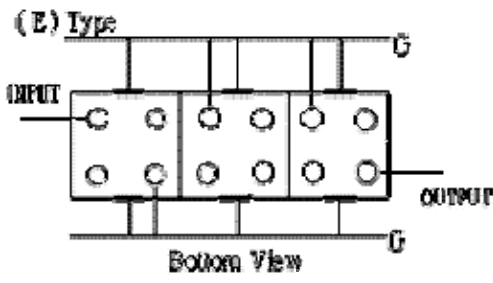
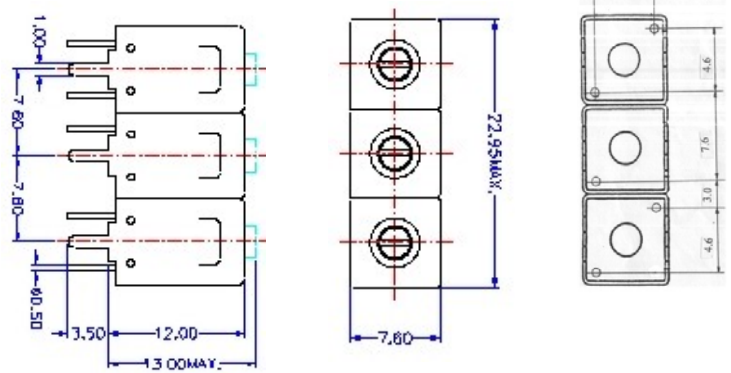


VHF UHF Helical Filter Specification Sheet

Customer Name		Temwell's Part No.	TT67555E-814.5M
Approval No. /dated	20307042DB	Acceptable Specify Fo. Range	801~830MHz
Work Instruction No.	20307042DB	Date	July.30.2003

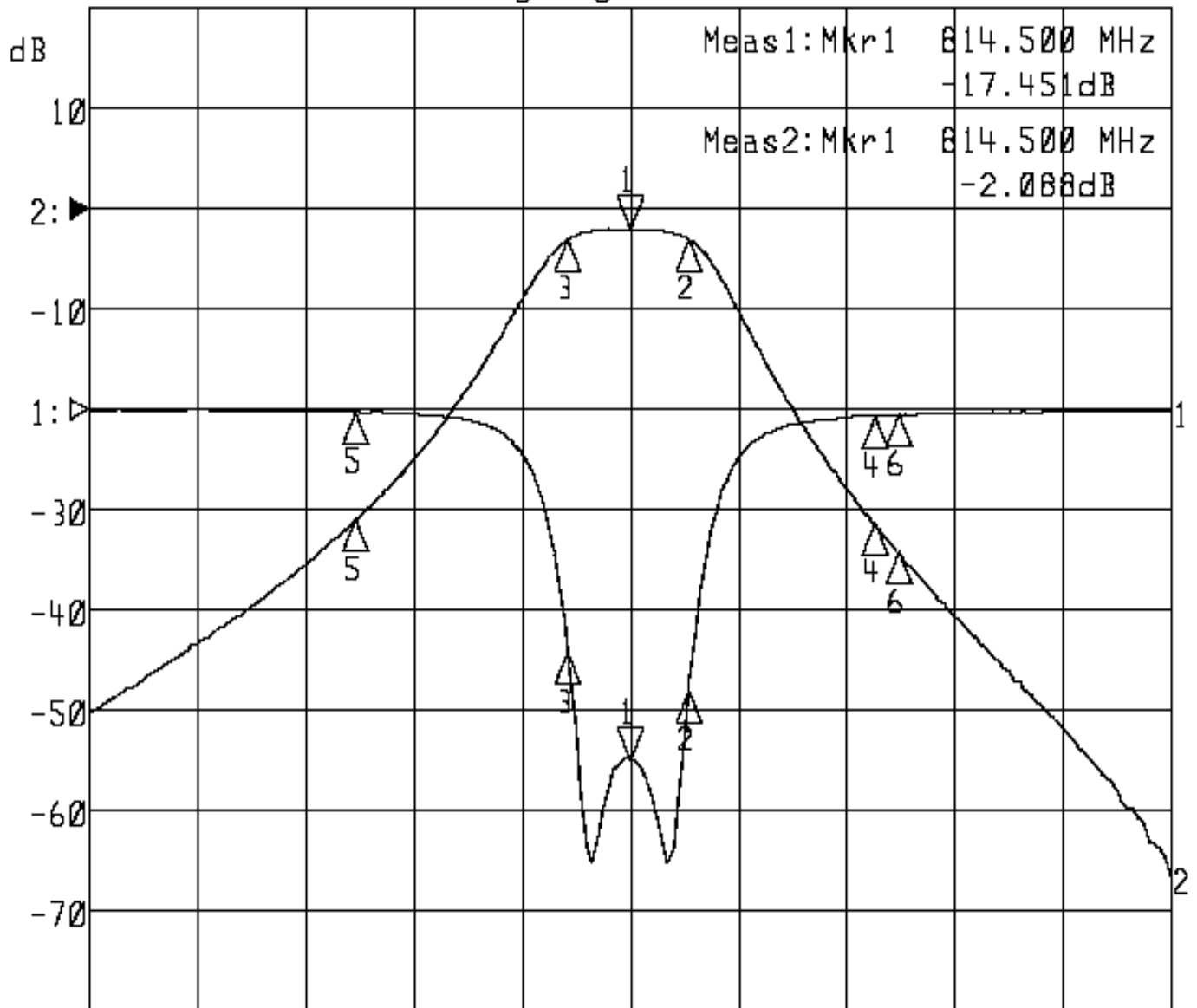
<p>(1) Pin Position</p>  <p style="text-align: center;">Bottom View</p>	<p>(2) Size Diagram</p> 
--	--

(3) Electric Character			
Item		Specify	Performance
Center Freq.(Fo) +/- 0.5 %		814.5 MHz	814.5 MHz
Tunable Range		814.5±10 MHz	814.5±10 MHz
Insertion Loss		Typ. 3.0 dB	2.0 dB
-1 dB Bandwidth		Typ. 17 MHz	22 MHz
-3 dB Bandwidth		Typ. 23 MHz	28 MHz
Sensitivity (Attenuation)	Fo - 50 MHz	Typ. 25 dBc	28 dBc
	Fo + 50 MHz	Typ. 29 dBc	32 dBc
	Fo - ()MHz	Typ. dBc	dBc
	Fo +()MHz	Typ. dBc	dBc
Return Loss		Min. 12 dB	17.4 dB
Ripple		< 1 dB	dB
Impedance		In / Out : 50 Ω	In / Out : 50 Ω
(4) Torque for Tuning Screw		> 100gf · cm	
(5) Temperature Condition:			
Operating Temperature		0°C ~ +60°C	
Storage Temperature		-20°C ~ +70°C	
(6) Input Power		> 1Watt	
Approval	Supervisor	Designer	Aperture size
C. Y.Chang	C.S.Chang	Enlan	7H3S(4*5.7)F 7H046LB4 聚 3
TEMWELL CORPORATION			

Performance-TT67555E-814.5M

20307042DB

►1:S11 Refl Port1 Log Mag 5.0 dB/ Ref 0.00 dB C
►2:S21 Fwd Trans Log Mag 10.0 dB/ Ref 0.00 dB C



Center 814.500 MHz

Span 200.000 MHz

1:Mkr (MHz)	dB	2:Mkr (MHz)	dB
1> 814.5000	-17.451	1> 814.5000	-2.088
2: 825.3000	-13.991	2: 825.3000	-3.044
3: 803.1000	-12.069	3: 803.1000	-3.044
4: 859.5000	-0.360	4: 859.5000	-31.368
5: 764.0000	-0.131	5: 764.0000	-30.964
6: 864.0000	-0.289	6: 864.0000	-34.299