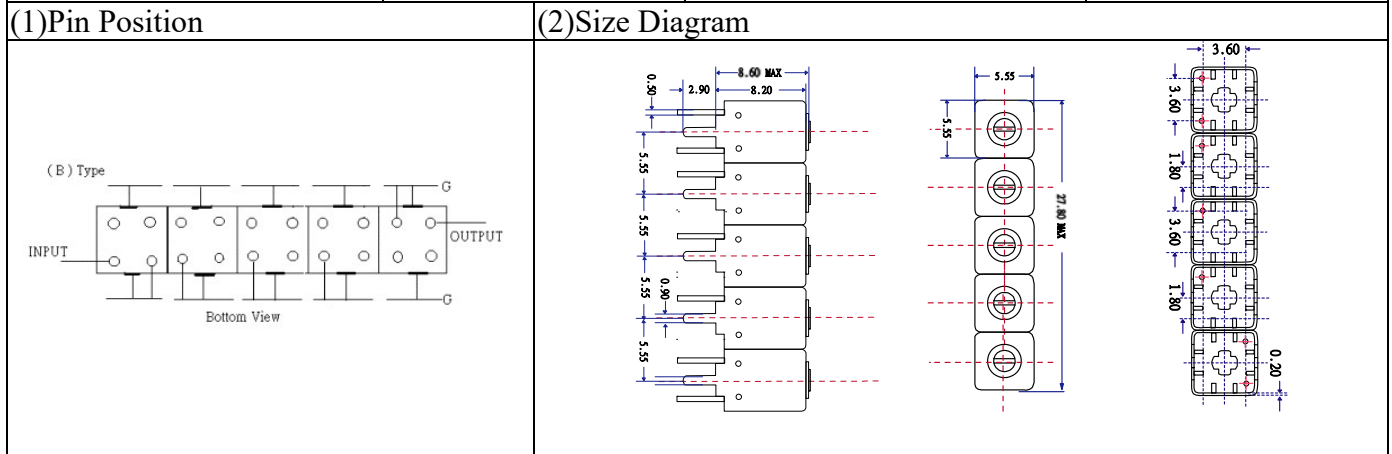


VHF UHF Helical Filter Specification Sheet

Customer Name		Temwell's Part No.	TVW5419B-2007.5M
Approval No. /dated		Temwell,s print Name	5419B 2007.5M
Work Instruction No.	201911080CD	Date	Dec.11.2019



(3)Electric Charasteric

Item	Specify	Performance
Center Freq.(Fo) +/- 0.5 %	2007.5 MHz	2007.5 MHz
Insertion Loss	Typ. 8.0 dB	7.23 dB
-3 dB Bandwidth	Typ. 25 MHz	30.7 MHz
Sensitivity (Attenuation)	Fo - 100 MHz	Typ. 59 dBc
	Fo + 100 MHz	Typ. 44 dBc
	Fo - ()MHz	Typ. dBc
	Fo +()MHz	Typ. dBc
Return Loss	Min. 12 dB	20.8 dB
Ripple	< 1 dB	dB
Impedance	In / Out : 50 Ω	In / Out : 50 Ω

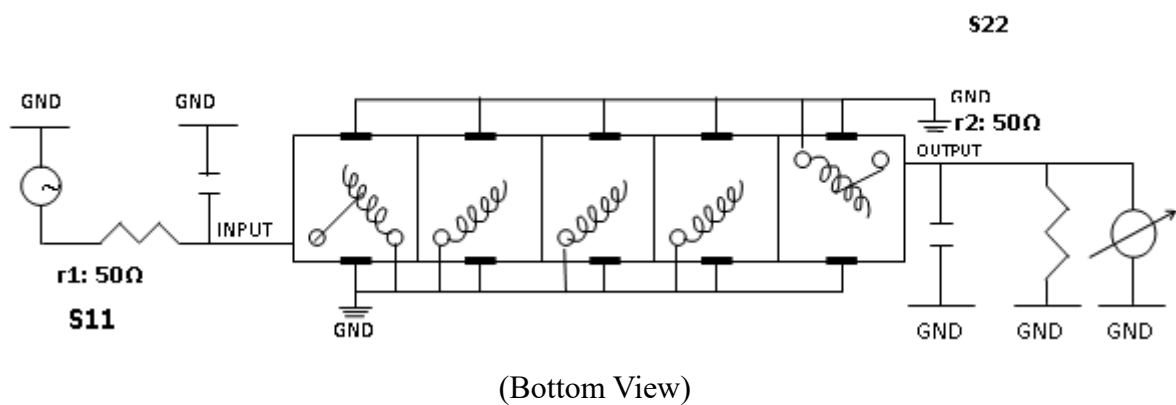
(4)Torque for Tuning Screw > 60gf • cm

(5)Temperature Condition:

Operating Temperature	0°C ~ +60°C
Storage Temperature	-20°C ~ +70°C

(6)Input Power > 0.5Watt

(7) Measuring Circuit: ※Easy to match Impedance S11/S22 50Ω by parallel with about(- -).



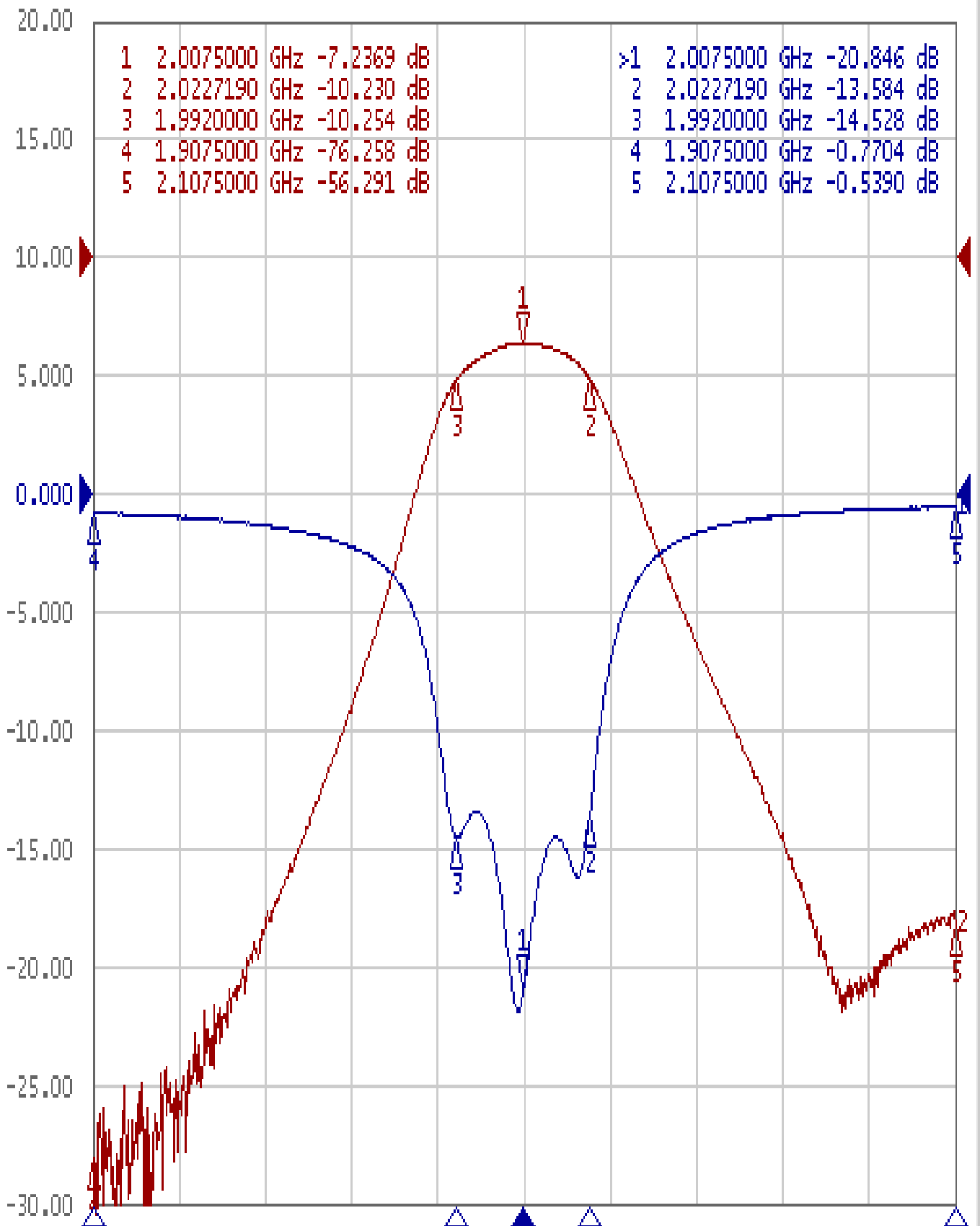
Approval	Supervisor	Designer	Aperture size
C.Y.Chang	C.K.Chang	C.H.Yeh	5W5S(3.8*3.5)(3.58) 5HW046RB3.2 (J1)

TEMWELL CORPORATION

Performance-TVW5419B-2007.5M

201911080CD

Tr1 S11 Log Mag 5.000dB/ Ref 0.000dB [F2]
Tr2 S21 Log Mag 10.000dB/ Ref 0.000dB [F2]



1 Center 2.0075 GHz

IFBW 70 kHz

Span 200 MHz Cor